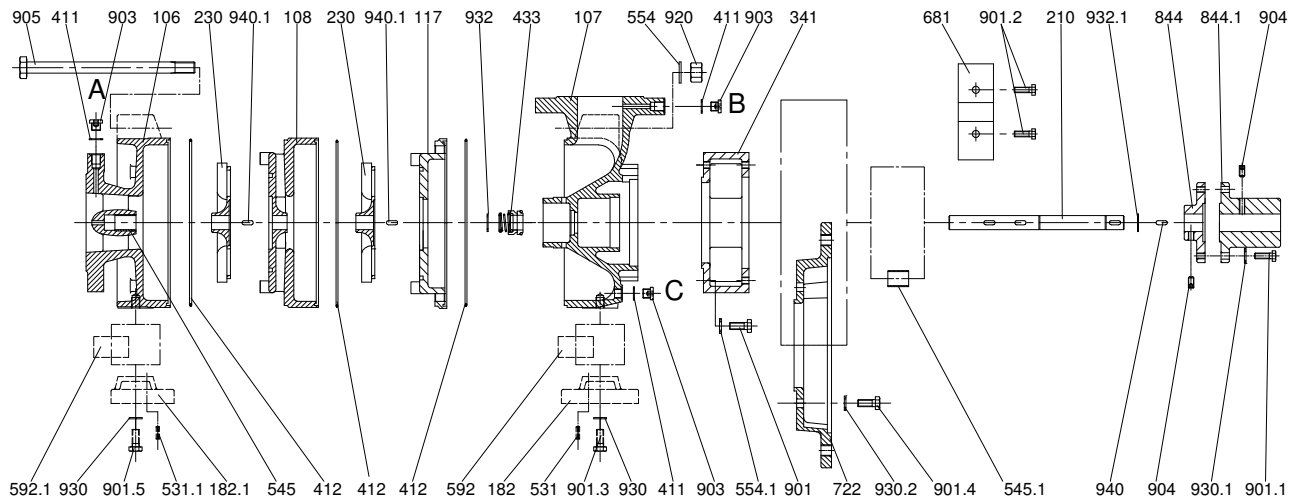
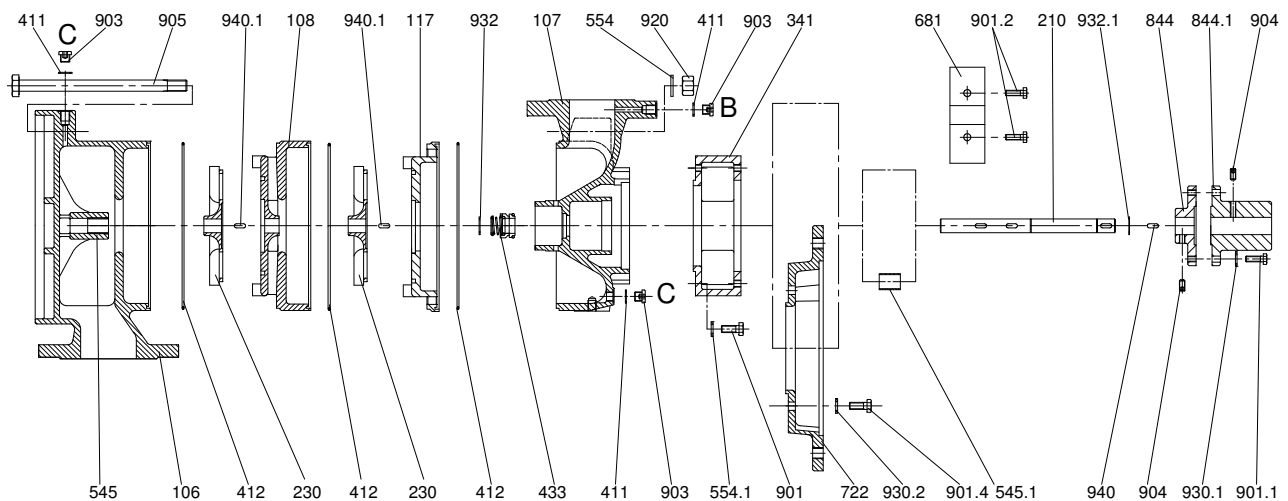


**LBU, LBKU**

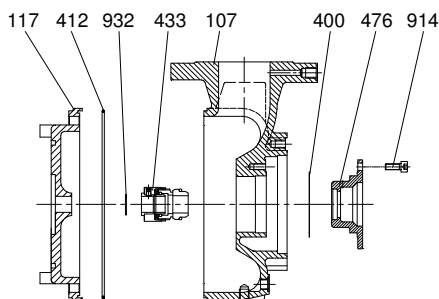


- A: Screwed plug G1/4 for vent and pressure gauge connection
- B: Screwed plug G1/4 for vent and pressure gauge connection
- C: Screwed plug G1/4 for drain

**VBU**



**LBE/ VBE/ LBKE/ LBUX/ VBUX, delivery side**



part no.	designation	part no.	designation
106	suction casing	545/.1	bearing bush
107	delivery casing	554/.1	washer
108	stage casing	592/.1	base ( underlayer)
117	end stage casing	681	coupling guard
182/.1	foot	722	intermediate flange
210	shaft	844/.1	coupling half
230	impeller	901/.1-.5	hexagon screw
341	lantern	903	screwed plug
400	gasket	904	hexagon socket set screw
411	joint ring	905	tie bolt
412	o-ring	914	hexagon socket head cap screw
433	mechanical seal	920	nut
476	support to stationary element	930/.1-.2	tooth lock washer
531/.1	locking sleeve	932/.1	circlip
		940/.1	key